


My Visit to the American Philosophical Society's Museum

Today we are visiting the American Philosophical Society! The American Philosophical Society was founded in 1743 by Benjamin Franklin for “promoting useful knowledge”. We can see many things there relating to history, science, and art. How useful!

The American Philosophical Society has a museum building where we are going to visit today. The exhibitions in the museum change every year. The exhibition this year is called *Philadelphia, the Revolutionary City*. In this exhibition we can see letters, newspapers, objects, and more from the people who lived in Philadelphia around the time of the Revolutionary War, about 1765-1800.



When we first arrive we can use the front door on 5th street. The door is a little heavy, but that's okay we just need to push and it will open.



The building we have entered is called Philosophical Hall which has the Museum inside. When we enter the building we will be greeted by one of the Museum's security guards.



If we have a bag they will have to look inside it and if we do not have a bag we can walk right in.


After we are through the security check, we can head up the long curved staircase to the Museum. We will have to go up 11 steps to reach the exhibition.



If we need an elevator we can ask a staff member for help. We must go downstairs first to reach the elevator. There are 7 steps down. If we use a wheelchair or walker, the wheelchair lift can take me down to the elevator as well. The staff member operates the wheelchair lift for me.



We can turn left at the bottom of the stairs to find the elevator.



To visit the exhibition, we can take the elevator to the first floor by pressing the button ☆1.



When the elevator door opens, we turn left out of the elevator to find the entrance to the Museum. We find the entrance to the exhibition in this hallway. A Museum Guide greets us at the entrance. The Museum is free and there are no tickets needed to enter. We can make a donation to the Museum if we want.

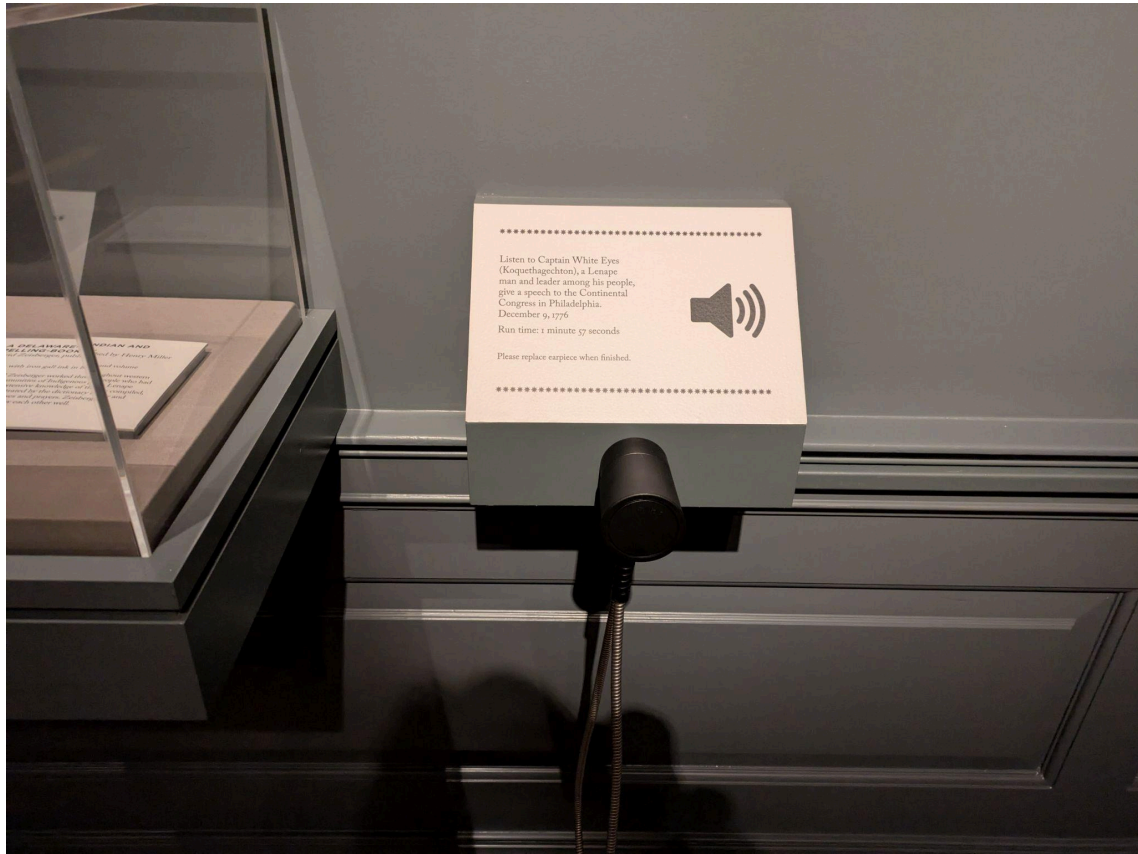


The exhibition starts to the right when we are inside. We can see a variety of objects on display that tell the story of the people living in Philadelphia from 1765 to 1800. We are encouraged to take photos but we cannot use the flash. We also cannot bring food or drinks into the exhibition.



We might notice that the lights are not bright in the exhibition. That is because bright lights can damage the objects on display. The museum keeps the lights turned down to protect the objects.






We can also find 6 audio recordings of some of the documents in this exhibition. Each recording is about 2 minutes long. If we want to listen, we can use the device found next to the document's case.





If we want to write a letter of our own, there is a letter writing station in the exhibition. There we can find paper and pencils to write with. We will also find examples of letters and a guide to writing cursive letters at the same station.

If we feel uncomfortable at any time or if we have questions we can find a Museum Guide to help. Museum Guides wear red name tags.



Our gallery is small and can sometimes feel crowded. If we need a break, we can leave the gallery and come back when we're ready. There is a chair in the space outside the elevator where we can go. This space is quiet too.

If we want a souvenir there are books, postcards, and other things that we can buy. When we are ready we can find a Museum Guide to help with our purchase.



Once we are finished we can leave out the 5th Street entrance. We can go down the 11 steps or ask a staff member to help us with the elevator and lift.



This Social Narrative is just one small piece of the Museum's accessibility offerings. If you are interested in learning more, please email MuseumEducation@AmPhilSoc.org and we would be happy to provide you with more information.